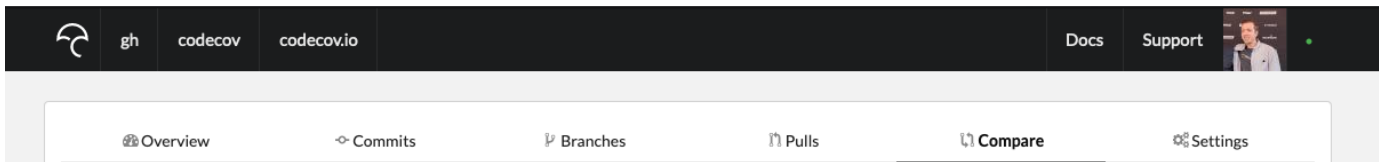


Functional Spec: Top Navigation / Menu

Motivation & Problems: Legacy



Compare **1ad3742** ... +-1 ... **1ad3742**

83.02%

Overview

Diff

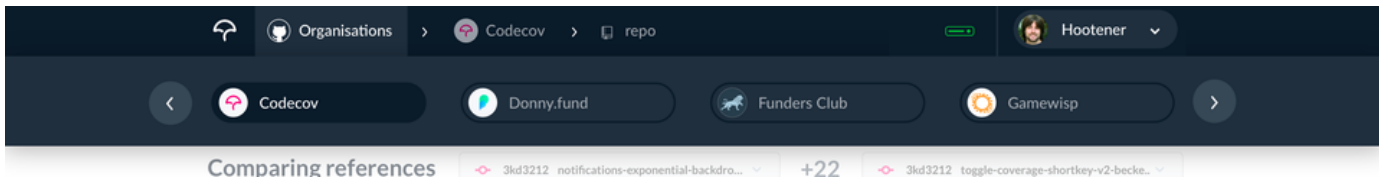
Coverage Changes

Files

Commits

- Navigation bar breadcrumbs are currently represented as menu items, this creates unexpected behavior (e.g. 'menu items' appearing disappearing). On the right side, there are the same visually designed buttons but those do actually behave as menu buttons and not as breadcrumbs.
(known as Jakob's Law <https://lawsofux.com/jakobs-law.html>)
- The profile image has a dropdown menu but there is currently no indication that this is the case.
- The green indication dot looks like it's showing the user has an online status because it's next to the profile image without any divider.
(known as Law of common region <https://lawsofux.com/law-of-common-region.html>).
- For the user it's a lot to take in when looking at the navigation options:
 - The top nav doesn't function as expected (explained in bullet #1)
 - We have horizontal tab navigation, which is, in a way connected to the repo in the top nav but it doesn't feel like it is (no active state top nav).
 - We have two horizontal tab navigations that look visually about the same and they even have some of the same tab menu items, like 'commits' and 'overview'.

Solution & Justification



Top nav + Organization Hover:

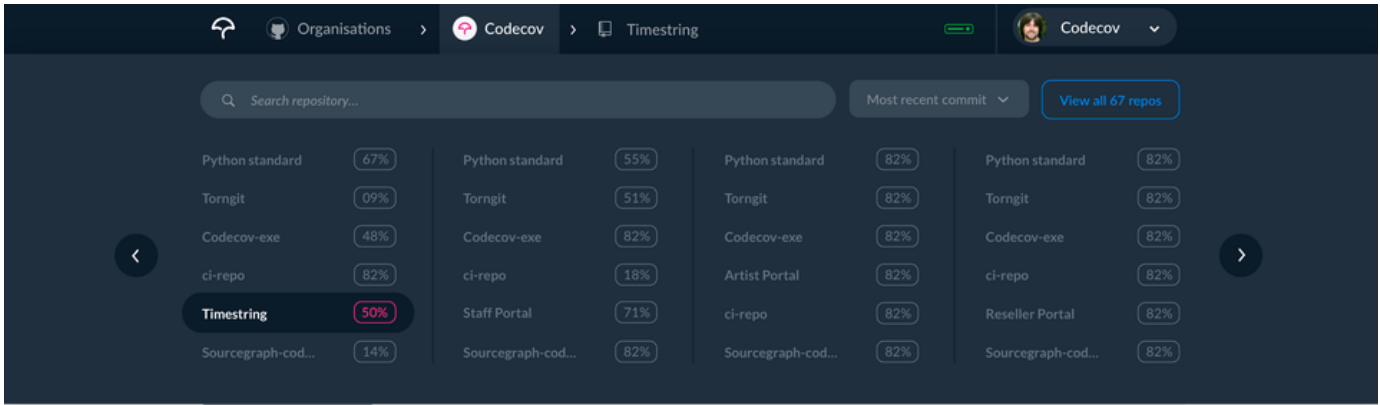
Top Navigation:

- Add chevron's between the 'menu items' to make them look like actual **breadcrumbs**
- Add active state for top breadcrumb navigation (so users know which page is active)
- Replace green dot with server icon (to show server-status)
- Add chevron next to profile image so users know it's a dropdown
 - Add the username next to it (users are familiar with this kind of dropdown and placement)
 - The personal settings are displayed in the top navigation. This is similar to other SaaS websites. It contains all profile settings and organization settings that are relevant to the user within the user profile dropdown.

Organizations on Hover:

- Create easy access functionality when hovering over organizations:
 - On hover, all user organizations will appear in the sub nav to easily switch between them. Clicking on organizations will go to the same page as it would normally go to.
 - Let's use **4 organizations as a start** + a carousel when a user has more than 4 organizations.
 - Codecov example is active & hover state

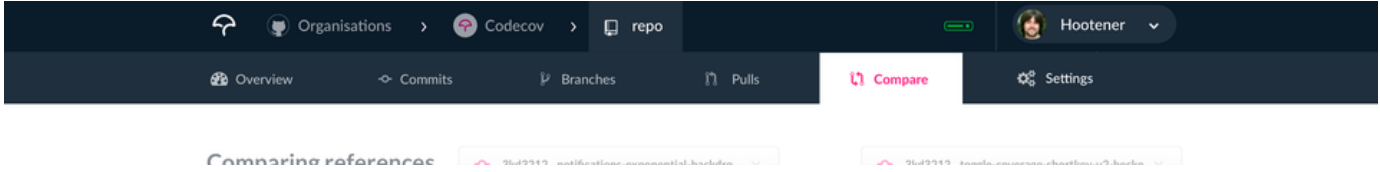
Repository Overview on Hover



Create easy access functionality when hovering over an organization in this case “Codecov”.

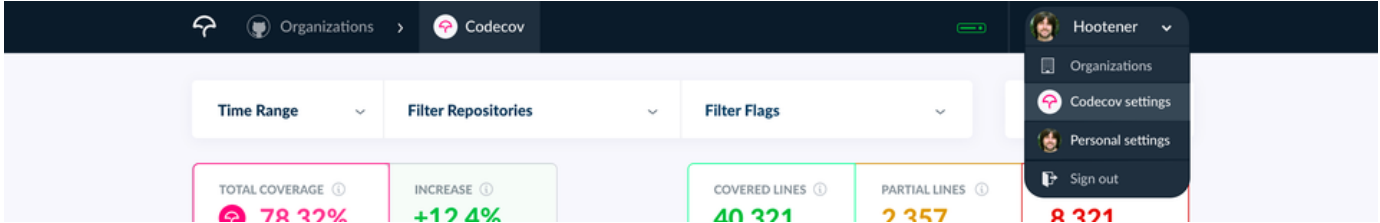
- When hovering over “Codecov” in the top navigation a dropdown will appear on hover with:
 - All repos and able to click on one for easy access
 - Search for a repository (when a user has a lot of repos this will be the fastest way to find one)
 - Filter on repos (e.g. most/least recent commit highest/lowest coverage name A-Z / Z-A)
 - Click on view all repos to get to the repository overview page for that specific organization.

Single Repository on Hover (top nav):



- Repo Detail active (not on hover subnav will always be visible)
 - Subnav will appear at all times below the top navigation (so not on hover like the other two)
 - Repo has same active state color as subnav background-color so users will now its connected
 - Active subnav item has same color as page below it and the active accent (pink) color

Navigation: Account dropdown



For the account dropdown on the top right of the top navigation we landed on Option 4 in the following document, the following document contains data + problem + Justification:

[Removing repository & account tabs?](#)

New Design

- Switch Organisations:
 - <https://projects.invisionapp.com/d/main?origin=v7#/console/17868995/375456375/preview>
- Switch Repo
 - <https://projects.invisionapp.com/d/main?origin=v7#/console/17868995/375444790/preview>
- Repo + subnav:
 - <https://projects.invisionapp.com/d/main?origin=v7#/console/17868995/374986110/preview>

Animations / Interactions

- Interactions see video below. Any additional questions about animations, active states, hover states, colors, etc. Please reach out to Robert on Slack.

[compare-page.mp4](#)